









Let's Perform Together!

Music

Understanding Music	Improvise Together	Listen and Respond
Let's find and keep a steady beat.	Keep a steady beat when improvising.	Listen carefully and copy back the actions.
Play or clap simple rhythmic patterns using long and short sounds.	Clap three-beat rhythms, creating long and short sounds.	Respond to the questions, thinking about the music.
Respond to different high and low pitches. 	Improvise using one, two or three notes, using C, D and E.   C D E How many notes did you improvise with?	Enjoy some 'Did You Know?' facts about the song. 

SONG 1 The Bear Went Over The Mountain Style: Pop	SONG 2 In The Sea Style: 20th and 21st Century Orchestral	SONG 3 Alice The Camel Style: Jazz
Vocal Sing a melody that has long and short rhythms, and high and low sounds. Did you think of some actions to go with the song? What were they?	Vocal Sing clearly and rhythmically with the Orchestral backing track. What did the lyrics mean to you? What was your favourite line in the song? Instrumental Which part did you play?  Part 1: C, D, E, F Part 2: C, D	Vocal Sing a melody that travels up and down (ascending and descending). How loud did you sing 'BOOM!'? Instrumental Which part did you play?  Part 1: C, D, E, G Part 2: C, D, E Improvise/Compose Which notes or symbols did you improvise and/or compose with?