








Learning to Listen

Music

Understanding Music	Improvise Together	Listen and Respond
Let's find and keep a steady beat.	Keep a steady beat when improvising.	Listen carefully and copy back the actions.
Play or clap simple rhythmic patterns using long and short sounds.	Clap four-beat rhythms, creating long and short sounds.	Respond to the questions, thinking about the music.
Respond to different high and low pitches. 	Improvise using one, two or three notes, using F, G and A.  F G A How many notes did you improvise with?	Enjoy some "Did You Know?" facts about the song. 

SONG 1 Days Of The Week Style: Jazz: Swing	SONG 3 Cuckoo Style: Waltz	SONG 5 Hush Little Baby Style: Lullaby
Vocal Sing a melody that has long and short rhythms, and high and low sounds. Instrumental Which part did you play?  Part 1: F, G, A Part 2: F, G Improvise/Compose Which notes or symbols did you improvise and/or compose with?	Vocal Sing clearly and rhythmically with the Waltz backing track. Did you hear a cuckoo sound in the melody? Instrumental Which part did you play?  Part 1: C, D, E Part 2: C, D Improvise/Compose Which notes or symbols did you improvise and/or compose with?	Vocal Sing gently and quietly with the Lullaby backing track. Did you stand nicely when performing the song? What did the words mean to you?