









Having fun with improvisation

Music

Understanding Music	Improvise Together	Listen and Respond
Let's find and keep a steady beat.	Keep a steady beat when improvising.	Listen carefully and copy back the actions.
Play or clap simple rhythmic patterns using long and short sounds.	Clap three-beat rhythms, creating long and short sounds.	Respond to the questions, thinking about the music.
Respond to different high and low pitches. 	Improvise using one, two or three notes, using C, D and E.   C D E How many notes did you improvise with?	Enjoy some 'Did You Know?' facts about the song. 

SONG 1 Getting Dressed Style: Pop	SONG 2 Dress Up Style: Jazz: Swing	SONG 3 Brush Our Teeth Style: Pop
Vocal Sing a melody that has long and short rhythms, and high and low sounds.	Vocal Sing clearly and rhythmically with the Jazz backing track.	Vocal Sing a melody that travels up and down (ascending and descending) in steps.
Instrumental Which part did you play? 	What did the lyrics mean to you? What was your favourite line in the song?	Instrumental Which part did you play? 
Part 1: C, D, E, F, G, A Part 2: C, D, E	Did you think of some actions to go with the song? What were they?	Part 1: C, D, E Part 2: C, D
		Improvise/Compose Which notes or symbols did you improvise and/or compose with?