







# Exploring Sounds

## Music

Understanding Music	Improvise Together	Listen and Respond
Let's find and keep a steady beat.	Keep a steady beat when improvising.	Listen carefully and copy back the actions.
Play or clap simple rhythmic patterns using long and short sounds.	Clap four-beat rhythms, creating long and short sounds.	Respond to the questions, thinking about the music.
Respond to different high and low pitches. 	Improvise using one, two or three notes, using F, G and A.  F G A How many notes did you improvise with?	Enjoy some 'Did You Know?' facts about the song. 

SONG 1 If You're Happy And You Know It Style: Pop	SONG 2 Sing Me A Song Style: Waltz	SONG 3 Sparkle Style: Pop
<b>Vocal</b> Sing clearly and rhythmically with the Pop backing track.  Did you think of some actions to go with the song? What were they?	<b>Vocal</b> Sing a melody that travels up and down (ascending and descending) in leaps and steps.  <b>Instrumental</b> Which part did you play?   Part 1: F, G, A Part 2: F, G  <b>Improvise/Compose</b> Which notes or symbols did you improvise and/or compose with?	<b>Vocal</b> Sing clearly and rhythmically with the Pop backing track.  What did the lyrics mean to you? What was your favourite line in the song?  Did you think of some actions to go with the song? What were they?  <b>Compose</b> Which notes or symbols did you compose with?