




Vista Art – Lent 1

Atmospheric perspective

Atmospheric perspective is when objects further away are painted in lighter shades and objects closer are painted in darker, stronger tones.



A photograph showing atmospheric perspective



Atmospheric perspective created using a variety of shading techniques.

What is landscape art?

It is art that shows natural scenery such as mountains, valleys, trees, rivers and forests. Some modern landscape art also includes cityscapes.




Snowdon from Llyn Nantlle by Richard Wilson, c1765–1767



The Poppy Field near Argenteuil by Claude Monet, 1873

Shading techniques


These create different tones to a landscape painting. They can also create texture.



cross-hatching



stippling



hatching



random lines

Colour Wheel

The colour wheel is split in half into warm and cool colours. Warm colours make you think of sunlight and heat whereas cool colours make you think of water and the sky.



Glossary

Landscape – a view or picture of an area of land.

Technique – an activity that requires skill to complete.

Tone – a lighter or darker version of a colour.



Viewfinder – a frame that isolates a small part of a landscape.

