

Tuesday 19th January 2021

L.O: To illustrate and describe the history of the Tudor rose.


Success Criteria:

- I can make some notes on the history and background of the Tudor rose.
- I can draw a Tudor rose.
- I can write a paragraph describing the history and background of the Tudor rose.



Two families were trying to get the English crown.

They were Henry VII and Richard III.




They fought in a civil war, called The War of the Roses.

Why do you think it was called The War of the Roses?




After thirty-two years, there was one final battle, The Battle of Bosworth in 1485.

It was a victory for Henry VII.



Henry VII
(from the red rose of
Lancaster)



In 1586, the two families
decided to make peace.

They did this through
marriage.

What do you notice about
the two portraits?



Elizabeth of York
(from the white rose of
York)



Henry VII took the crown of England and began the Tudor period of history.

Task 1: Complete some research about the creating of the Tudor Rose (if you can't you can use my slides and example to help).



Task 3: Draw the Tudor Rose.

Task 2: Write a brief description how the Tudor rose was made. See my example below:

The Wars of the Roses (called this because the flags of each army had a picture of a rose), which was fought for about 32 years. It was fought between two families who wanted the English crown.

Matters came to an end in 1485 at The Battle of Bosworth field when Henry VI defeated Richard III.

In 1486, it was decided that Henry VI would marry Elizabeth of York.

This marriage was a joining of both the two families, brought an end to The Wars of the Roses and started the Tudor period of history.

Tuesday 19th January 2021

L.O: To illustrate and describe the history of the Tudor rose.

Success Criteria:

- I can make some notes on the history and background of the Tudor rose.
- I can draw a Tudor rose.
- I can write a paragraph describing the history and background of the Tudor rose.